



# *Sandy Simmelink*

*Fibre Artist and Teacher in the Art of Fine Quilting*

## **In Person Classes Offered:**



### **Turning Your Own Designs Into Reality \*POPULAR\***

This class focuses on excellence in quilt design, colour, and balance. Students are to come prepared with their own ideas and inspiration materials to create their own patterns and designs. Students will also have access to Sandy's library of design boards, quilts, books and displays. By the end of the class, students will know "where they are going and how they are going to get there" and will have their own design partially or mostly completed.

This class allots for plenty of individual coaching.

#### **Intermediate or Advanced** (20 students maximum)

- Recommended to those comfortable with their abilities in basic piecing and appliqué techniques, which are not taught in this class.
- Length: 6 hours
- Cost: \$400

**Students must bring:** A small notebook, pens and pencils, black fine-tip marker, eraser, and ruler. Most of all... Ideas and inspiration. Pictures, drawings, books – anything that sparks creativity! No sewing machine or kit required.

**Students will be provided:** A design board, handouts, tracing paper, templates, etc (i.e. overhead sheets, flip chart paper) and lots of individual coaching.

**Note:** Your guild must provide 2 overhead projectors.





## Improve Your Needleturn Appliqué

This workshop is designed for Students who want to advance their appliqué stitch, as well as learn how to create thin vines, fine flowers, and to learn tricks with points, valleys, and grain. No time is wasted preparing these samples on the day of the class, as each class includes an 8 ½” quilt top with all cut out appliqué pieces ready to go. This sample is well on its way to completion by the end of the class, and is perfect for future reference.

In each class mentioned below, the level of difficulty increases:

### **Intermediate** (15 students maximum)

- Length: 6 hour class
- Cost: \$400 plus \$40 per Student for Kit Fee

### **Advanced** (15 students maximum)

- Length: 6 hours
- Cost: \$400 plus \$40 per Student for Kit Fee

### **Master** (10 students maximum)

- Length: 6 hour class
- Cost: \$400 plus \$40 per Student for Kit Fee

**Students must bring:** A sample of appliqué work, a basic sewing kit (including sharp, pointed scissors) and 3 spools of silk thread (light, medium and dark colours recommended)

**Students will be provided:** Handouts, and a materials kit






## **Improve Your Free Motion Machine Quilting**




This class is designed to teach students the key points to improve their machine quilting. This class allots for a lot of practice time, so students go away with confidence in their ability to free motion quilt around their practice pieces. No time is wasted preparing these samples on the day of the class, as the materials kit includes pre-made sample sandwiches. The samples form great inspiration for future practice ideas. The “before and after” progress sample is a real eye opener!

Kits will include a selection of Sandy’s original cut glass fabric, which will be the final class sample students will bring home.

### **Examples of Sandy’s fabric (15 inch blocks)**







## **Beginner or Intermediate (20 students maximum)**

- Length: 4 hours
- Cost: \$400 plus \$40 per Student for Kit Fee

**Students must bring:** A sewing machine with free-motion ability, spools/bobbins of dark coloured thread, and a basic sewing kit.

**Students will be provided:** Handouts, and a materials kit.





## Pond Flower Wallhanging

This popular class features Sandy's original 3D water lily flowers. Students will make a small 8 ½ x 11" wallhanging which will include these very unusual water lily flowers. They will also have the chance to perfect their machine quilting and binding skills.

No time is wasted preparing these materials on the day of the class, as the kit includes all materials to fully complete this wallhanging, including all pieces for flowers, embellishments, top, batting, backing and binding. The project will be well on its way to completion by the end of the workshop, with only hand binding left to do. A variety of kit colours available to please all tastes. All tops and binding are made from soft, soothing, watery colours of Bali material.



**Beginner, Intermediate, Advanced, Master** (20 students maximum)


- Length: 6 hours
- Cost: \$400 plus \$40 per Student for Kit Fee

**Students must bring:** A sewing machine with or without free-motion ability, a variety of different coloured thread (metallic threads) and a basic sewing kit.

**Students will be provided:** Handout patterns for future flowers, a variety of materials kit, and patterns.



# Pond Flower Wallhanging - Student Works







## Rose Flower Wallhanging

Do you love rose gardens and enjoy hand sewing? This is the class for you! Students will make a 10" x 10" wallhanging which will include an appliqué rose one-block-quilt with some 3D additions, embellishments, inking, 3D rose flowers and some basic crazy quilt stitches. They will also have the chance to perfect their machine quilting and binding skills. No time is wasted preparing these materials on the day of the class, as the kit includes all materials to fully complete this wallhanging. A variety of rose colours will be available to please all tastes.

**Beginner, Intermediate, Advanced, Master** (15 students maximum)

- Length: 6 hours
- Cost: \$400 plus \$40 per Student for Kit Fee

**Students must bring:** A sewing machine with or without free-motion ability, spools/bobbins of cream coloured thread, cream coloured hand-quilting thread, and a basic sewing kit.

**Students will be provided:** Handouts, a variety of materials kit, and patterns.



## "Wild n' Crazy" Flower Wallhanging

Identical to the Pondflower class, except that the colours of the kits are wild and crazy, including orange, pink, lime green, etc. Take your choice: pond flowers (soft and soothing), or WILD and CRAZY flowers!





# Garden Landscape Quilt

Sometimes photographing your favourite garden spot is not enough! For gardeners and quilters, making a small wallhanging project depicting this favourite spot, and embellishing it with silk ribbon, beads, buttons and other found objects is more satisfying!

This is a two part class:

## 1st class:

- Students will bring a picture or drawing of the garden scene they would like to recreate, as well as background fabrics that they think will be useful – think sky, land, and water! Sandy will bring some fabrics and tie materials too. Students complete a background layer of the small wallhanging during this class.

## 2nd class:

- Students can use materials from Sandy's wonderful embellishment stash (or their own, if they wish) – this could be anything from stones, shells, wool – whatever you want to include! Students will learn tips on scale, proportion, and focal points, and how to embellish the background using specialty thread. Sandy will also teach some crazy quilt stitches that will help to enhance the piece! By the end of the second class, Students will have their small wallhanging top completed.

## Beginner or Intermediate (20 students maximum)

- Length: 8 hours, (2 classes x 4 hours each)
- Cost: \$400 plus \$40 per Student for Kit Fee

**Students must bring:** A sewing machine with or without free-motion ability, inspiration (photos, fabric, etc), colourful thread, cutter and mat, 8.5 x 11 paper, paper scissors, and a basic sewing kit.

**Students will be provided:** Handouts, fabric markers, embellishments, fabric markers and a materials kit.





## Flower Stamping and Quilting

This class is designed to teach students how to make basic flower, leaf and stem stamps out of erasers and slabs, cut using exacto knives. Students will use their stamps, in addition to Sandy's precut stamps, to create wonder block tops using acrylic paints. These stamped tops will quickly dry, and then Sandy will teach Students how to free motion quilt around the shapes. This is very quick and fun project! A wonderful day of playing, with a lot to show for it at the end!



**Beginner, Intermediate, Advanced, Master** (15 students maximum)

- Length: 6 hours
- Cost: \$400 plus \$40 per Student for Kit Fee

**Students must bring:** A sewing machine with free-motion ability, spools/bobbins of cream coloured thread, cream coloured hand-quilting thread, and a basic sewing kit.

**Students will be provided:** Handouts, tools, exacto knives, and a materials k



# Flower Stamping and Quilting - More Class Samples

